


## Sink KE Q4

Kitchen Sinks

Code: 2279 050



### DETAILS

Edge/Installation Type	Q4 (4 mm Edge)
------------------------	----------------

Finish	Foster brushed
--------	----------------

Material	AISI 304 stainless steel
----------	--------------------------

Texture	Foster brushed
---------	----------------

Base	80 cm
------	-------

Dimensions	770x520 mm
------------	------------

Standard fittings	Fixing hooks, gasket, drain, overflow and siphon, boxed packing
-------------------	---

Mixer holes	2 standard holes - 3rd hole on request
-------------	--

Built-in hole	750x500 mm
---------------	------------

Drainer	No
Width	77 cm
Bowl dimension	340x400mm
Number of bowls	2 bowls
Waste fitting	Drain with automatic PM control

## FEATURES

Automatic waste fitting	The waste-fitting with round remote knob is supplied; a practical accessory which makes it unnecessary to get wet in order to drain the water from the bowl.
Basket 3,5" waste fitting	The drain is equipped with a large 3.5" drain, with the practical basket cap that prevents the discharge of solid parts.
Deep bowls	This bowls reach an important depth, over 20 cm, thanks to the advanced production technology, that can be offer great capieny and practicity in all the washing operations.
Double mixer hole	The large tap counter is already fitted with a series of 2 tap holes. In the second hole it is possible to install the remote control of the automatic drain or, alternatively, a practical soap dispenser.
High thickness	1mm thick steel. A significant thickness, which guarantees the maximum sturdiness and durability.
Perimetral overflow	The overflow is always a security on the Foster sinks that prevents the overflow of water in case of oversights. The perimeter drain solution improves aesthetics thanks to its square and essential shape.
Small radius	Bowls with squared shapes with a modern design and an increased capacity, for a minimal aesthetics connected with an extreme practicity.



## EQUIPMENT



**Automatic waste fitting - PM**

8407 113


## OPTIONAL ACCESSORIES



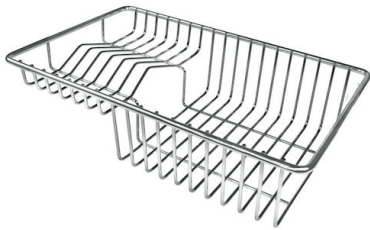
**HDPE Chopping board**  
8657 001



**HPDE Twin chopping board**  
8644 101

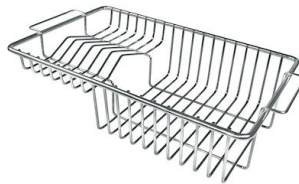


**Stainless steel basket**  
8611 000



**Stainless steel plate rack**  
8100 303

\* only in combination with the accessory  
8644 101



**Stainless steel plate rack**  
8100 201



**White bowl**  
8153 100



**Graters kit with ring-holder and  
food collection tray**  
8159 101

\* only in combination with the accessory  
8644 101



**Stainless steel perforated tray**  
8151 000

\* only in combination with the accessory  
8644 101

## RECOMMENDED PAIRINGS



**Mixer Tap Bert**  
8428 100



**Mixer Tap KE**  
8492 000